

For more information, email [_____](#)


| | | | | |
|---------------------------|-----------|-----------|--|---------|
| S&P/TSX Composite Index | 20,457.46 | 20,390.33 | | 0.33 % |
| S&P/TSX 60 Index | 1,232.60 | 1,228.35 | | 0.35 % |
| S&P/TSX Venture Composite | 617.38 | 620.75 | | -0.54 % |
| S&P/TSX Completion Index | 1,205.52 | 1,202.36 | | 0.26 % |
| S&P/TSX Smallcap Index | 731.85 | 736.24 | | -0.60 % |

| | | |
|-----|-----|---|
| 131 | 101 | 4 |
|-----|-----|---|

| | | | |
|-------|-------|-----|--------|
| CP | 12.11 | ABX | -11.47 |
| SHOP | 11.51 | FNV | -5.73 |
| CNQ | 11.26 | AEM | -5.60 |
| TD | 10.71 | BN | -2.74 |
| RY | 5.87 | FFH | -1.87 |
| NTR | 5.34 | K | -1.76 |
| SU | 4.60 | CCO | -1.41 |
| TOU | 4.38 | AGI | -1.35 |
| BBD.B | 3.45 | ATD | -1.34 |
| AQN | 3.13 | BAM | -1.27 |

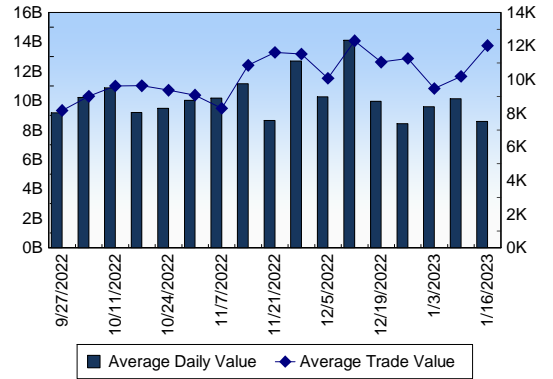
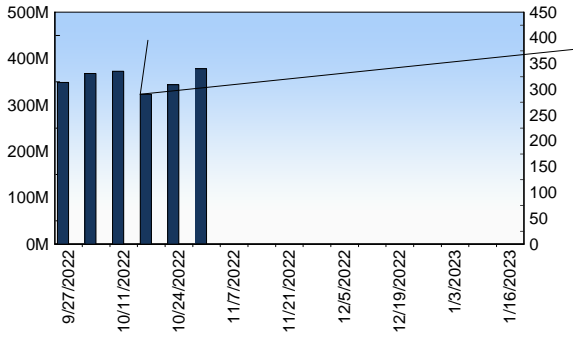
| | | | |
|-------|-------|-----|--------|
| BBD.B | 9.45% | KNT | -6.43% |
| AQN | 7.03% | CG | -5.47% |
| TVE | 4.27% | NG | -4.73% |
| ARX | 3.90% | MAG | -4.66% |
| CS | 3.37% | IMG | -3.96% |
| FIL | 3.33% | ABX | -3.75% |
| ATZ | 3.06% | AGI | -3.48% |
| NVA | 2.95% | FVI | -3.46% |
| ECN | 2.94% | DML | -3.35% |
| TOU | 2.88% | SII | -3.34% |

| | | | | |
|------------------------|----|---------|----------|--------|
| Energy | 39 | 17.73 % | \$525.54 | 29.71 |
| Industrials | 26 | 13.21 % | \$391.53 | 20.93 |
| Financials | 29 | 30.91 % | \$915.88 | 19.22 |
| Information Technology | 14 | 5.84 % | \$173.18 | 10.94 |
| Utilities | 16 | 4.43 % | \$131.16 | 10.60 |
| Real Estate | 23 | 2.67 % | \$79.19 | 4.07 |
| Communication Services | 6 | 4.88 % | \$144.47 | 3.16 |
| Consumer Discretionary | 15 | 3.69 % | \$109.40 | 1.41 |
| Health Care | 7 | 0.39 % | \$11.69 | 1.01 |
| Consumer Staples | 11 | 4.15 % | \$122.88 | -1.72 |
| Materials | 50 | 12.09 % | \$358.39 | -29.33 |
| | | % | | |



| | |
|----------------------|------------------|
| Daily Volume | 369,752,629 |
| Daily Value | \$11,570,052,525 |
| Daily Trades | 979,019 |
| Daily Symbols Traded | 2,093 |

| | |
|--------------------|-----------------|
| Daily Volume | 173,149,485 |
| Daily Value | \$6,006,448,905 |
| Average Trade Size | 383 |
| % TSX Volume | 46.83 % |



| | |
|--|--|
| | |
|--|--|

| | | | |
|--|--|--|--|
| | | | |
|--|--|--|--|

