



--	--





Symbol	Stock Name	Volume	Value	Trades	Close	Last Sale	High	Low
BCE.PR.S	BCE Inc. Pr Ser S	0	\$0	0	\$0.00	\$16.65	\$0.00	\$0.00
BCE.PR.T	BCE Inc. Pr Ser T	1,400	\$23,422	2	\$16.73	\$16.73	\$16.73	\$16.73
BCE.PR.Y	BCE Inc. Pr Series Y	0	\$0	0	\$0.00	\$16.75	\$0.00	\$0.00
BCE.PR.Z	BCE Inc. Pr Series Z	200	\$3,578	1	\$17.89	\$17.89	\$17.89	\$17.89
BCT	BriaCell TherapeutcJ	3,800	\$4,256	2	\$1.12	\$1.12	\$1.12	\$1.12
BDGI	Badger Infrac Solutn	4,318	\$177,870	26				

Symbol	Stock Name	Volume	Value	Trades	Close	Last Sale	High	Low
BN.PF.L	Brookfld Corp Pr 52	200	\$2,542	1	\$12.71	\$12.71	\$12.71	\$12.71
BN.PR.B	Brookfld Corp Pr 2	1,000	\$11,300	1	\$11.30	\$11.30	\$11.30	\$11.30
BN.PR.C	Brookfld Corp Pr 4	0	\$0	0	\$0.00	\$11.31	\$0.00	\$0.00
BN.PR.K	Brookfld Corp Pr 13	0	\$0	0			\$0.00	\$0.00

[Redacted]

Symbol	Stock Name	Volume	Value	Trades	Close	Last Sale	High	Low
CSCI	COSCIENS Biophrm Inc	0	\$0	0	\$0.00	\$4.73	\$0.00	\$0.00
CSE.PR.A	Capstone Infr Pr A	0	\$0	0	\$0.00	\$14.65	\$0.00	\$0.00
CSH.UN	Chartwell Retire Un	72,051	\$1,146,475	177	\$15.91	\$15.91	\$16.01	\$15.73
CSU	Constellation Softwr	2,137	\$9,468,227	24	\$4,442.67	\$4442.67	\$4449.99	\$4425.48
CSW.A	Corby Spirit&Wine A	6,000	\$76,244	13	\$12.71	\$12.71	\$12.77	\$12.65
CSW.B	Corby Spirit&Wn B NV	0	\$0	0	\$0.00	\$12.59	\$0.00	\$0.00

Symbol	Stock Name	Volume	Value	Trades	Close	Last Sale	High	Low
DXBC	Dynamic ActvCdnBond	0	\$0	0	\$0.00	\$21.27	\$0.00	\$0.00
DXBU	DynamicUS InvCorpBndDXBC	Dynamic ActvCdnBond						




Symbol	Stock Name	Volume	Value	Trades	Close	Last Sale	High	Low
NTR	Nutrien Ltd.	40,162	\$2,656,141	212	\$66.63	\$66.63	\$66.65	\$65.43
NUAG	New Pacific Metals J	5,000	\$11,182	10	\$2.25	\$2.25	\$2.25	\$2.22
NUBF	NBI Unconstr FxdIncm	0	\$0	0	\$0.00	\$21.43	\$0.00	\$0.00
NUMI	Numinus Wellness J	1,000	\$30	1	\$0.03	\$0.03	\$0.03	\$0.03
NUSA	NBI Active US Eq Un	2,800	\$123,612	4	\$44.16	\$44.16	\$44.19	\$44.13
NVA	NuVista Energy Ltd.	34,484	\$363,898	86			\$10.64	


Symbol	Stock Name	Volume	Value	Trades	Close	Last Sale	High	Low
PFH.F	Invesco CorpBndCA\$Hg	0	\$0	0	\$0.00	\$18.29	\$0.00	\$0.00
PFIA	Picton Mahoney Incm	6,400	\$64,056	7	\$10.01	\$10.01	\$10.01	\$10.00
PFL	Invesco 1-3YrLadFltg	12,700	\$248,921	19	\$19.61	\$19.61	\$19.61	\$19.60
PFLS	PictonMahony LnShAlt	0	\$0	0	\$0.00	\$18.21	\$0.00	\$0.00
PFMN	Picton MahoneyMktNeu	6,232	\$94,621	11	\$15.26	\$15.26	\$15.26	\$15.04
PFMS	PictonMahnyMult-Stgy	0	\$0	0			\$0.00	

Symbol	Stock Name	Volume	Value	Trades	Close	Last Sale	High	Low
RBY	Rubellite Energy	0	\$0	0	\$0.00	\$2.30	\$0.00	\$0.00
RCD	RBC QuantCdnDiv Lead	2,200	\$65,723	6	\$29.91	\$29.91	\$29.91	\$29.84
RCDC	RBC Cdn DivCovCal CA	2,600	\$56,315	5	\$21.68	\$21.68	\$21.68	\$21.61
RCG	RF Capital Group Inc	0	\$0	0	\$0.00	\$7.68	\$0.00	\$0.00
RCG.PR.B	RF Cap Grp Ser B Pr	0	\$0	0	\$0.00	\$13.10	\$0.00	\$0.00
RCH	Richelieu Hardware	3,895	\$151,434	36	\$38.99	\$38.99	\$39.03	\$38.68
RCI.A	Rogers Comm CI A	0	\$0	0	\$0.00	\$58.75	\$0.00	\$0.00
RCI.B	Rogers Comm CI B NV	67,483	\$3,579,561	357	\$53.34	\$53.34	\$53.40	\$52.51
RDBH	RBC US DiscountBndHg	1,900	\$38,974	5	\$20.50	\$20.50	\$20.53	\$20.49
REAL	Real Matters Inc.	10,884	\$96,403	29	\$8.88	\$8.88	\$8.92	\$8.83
REI.UN	RioCan RI Est Tr Un	28,200	\$559,962	94	\$19.95	\$19.95	\$19.98	\$19.66
RGQN	RBC Tgt25 CDN GovBnd	100	\$2,049	1	\$20.49	\$20.49	\$20.49	\$20.49
RGQO	RBC Tgt26 CDN GovBnd	300	\$6,171	1	\$20.57	\$20.57	\$20.57	\$20.57
RGQP	RBC Tgt27 CDN GovBnd	1,300	\$26,501	2	\$20.39	\$20.39	\$20.39	\$20.38
RGQQ	RBC Tgt28 CDN GovBnd	2,200	\$44,542	3	\$20.25	\$20.25	\$20.25	\$20.23
RGQR	RBC Tgt29 CDN GovBnd	0	\$0	0			\$0.00	\$0.00

Symbol	Stock Name	Volume	Value	Trades	Close	Last Sale	High	Low
RUQS.U	RBC Tgt2030USCopBnUS	0	\$0	0	\$0.00	\$14.54	\$0.00	\$0.00
RUS	Russel Metals Inc.	10,161	\$414,416	55	\$40.82	\$40.82	\$40.89	\$40.61
RUSB	RBC ST US CorpBndCAD	0	\$0	0	\$0.00	\$21.29	\$0.00	\$0.00
RUSB.U	RBC ST US CorpBndUSF							



Symbol	Stock Name	Volume	Value	Trades	Close	Last Sale	High	Low
ZJPN.F	BMO Japan Index HgUn	0	\$0	0	\$0.00	\$44.20	\$0.00	\$0.00
ZLB	BMO VolatIty Cad Un	29,575	\$1,440,875	98	\$48.77	\$48.77	\$48.79	\$48.63
ZLC	BMO Long Crp Bnd ETF	17,700	\$271,841	27	\$15.36	\$15.36	\$15.38	\$15.34
ZLD	BMO LwVol IntlEq H-C	0	\$0	0	\$0.00	\$28.35	\$0.00	\$0.00
ZLE	BMO LwVoltyEqCAD Un	0	\$0	0	\$0.00	\$18.63	\$0.00	\$0.00
ZLH	BMO LowVol US Eq H-C	0	\$0	0	\$0.00	\$36.18	\$0.00	\$0.00
ZLI	BMO LowVollntl Eq Un	0	\$0	0	\$0.00	\$26.37	\$0.00	\$0.00
ZLSC	BMO Lng Short Cdn Eq	0	\$0	0	\$0.00	\$35.44	\$0.00	\$0.00
ZLSU	BMO Long Short US Eq	0	\$0	0	\$0.00	\$37.35	\$0.00	\$0.00
ZLU	BMO LwVltyUSEq CADUn	4,003	\$224,054	14	\$56.03	\$56.03	\$56.08	\$55.93
ZLU.U	BMO LwVltyUSEq US Un	500	\$20,815	1	\$41.63	\$41.63	\$41.63	\$41.63
ZMBS	BMO CdnMBS Idx CadUn	1,608	\$48,427	8	\$30.12	\$30.12	\$30.12	\$30.10
ZMI	BMO Monthly Incm Un	3,612	\$63,631	6	\$17.61	\$17.61	\$17.62	\$17.60
ZMI.U	BMO Monthly Incm USD	0	\$0	0	\$0.00	\$27.75	\$0.00	\$0.00
ZMID	BMO S&P US MdCap CAD	2,500	\$117,997	6	\$47.21	\$47.21	\$47.21	\$47.05
ZMID.F	BMO S&P US MidCapHeg	0	\$0	0	\$0.00	\$41.57	\$0.00	\$0.00
ZMID.U	BMO S&P US MidCapUSD	0	\$0	0	\$0.00	\$37.96	\$0.00	\$0.00
ZMMK	BMO MoneyMkt Fnd Un	23,023	\$1,151,513	63	\$50.02	\$50.02	\$50.02	\$50.01



Symbol	Stock Name	Volume	Value	Trades	Close	Last Sale	High	Low
A.H	Armor Mnrls	0	\$0	0	\$0.00	\$0.45	\$0.00	\$0.00
AAA.P	1st Tidal Ac	0	\$0	0	\$0.00	\$0.10	\$0.00	\$0.00
AAA.J.P	AAJ Cap 3 Co	0	\$0	0	\$0.00	\$0.10	\$0.00	\$0.00
AAG	Aftermath Sv	180,700	\$100,258	45	\$0.55	\$0.55	\$0.57	\$0.53
AAN	Aton Res Inc	11,500	\$2,300	2	\$0.20	\$0.20	\$0.20	\$0.20
AAZ	Azincourt Eg	5,000	\$100	1	\$0.02	\$0.02	\$0.02	\$0.02
AB.H	Asbestos	0	\$0	0	\$0.00	\$0.00	\$0.00	\$0.00
ABA	Abasca Res I	0	\$0	0	\$0.00	\$0.45	\$0.00	\$0.00
ABI	Abcourt Mns	41,000	\$2,665	2	\$0.07	\$0.07	\$0.07	\$0.07
ABM	Aben Mnrls L	0	\$0	0	\$0.00	\$0.09	\$0.00	\$0.00
ABR	Arbor Mtls C	0	\$0	0	\$0.00	\$0.40	\$0.00	\$0.00
ABRA	AbraSvr Res	9,300	\$26,735	11	\$2.84	\$2.84	\$2.90	\$2.84
ABZ	ASIABASEMtls	0	\$0	0	\$0.00	\$0.25	\$0.00	\$0.00
ACAP.P	Atlas One Ca	0	\$0	0	\$0.00	\$0.10	\$0.00	\$0.00
ACCB.P	Aardvark 2 C	0	\$0	0	\$0.00	\$0.10	\$0.00	\$0.00
ACDC	AC/DC Batter	0	\$0	0	\$0.00	\$0.05	\$0.00	\$0.00
ACR.H	Auscan Res I	0	\$0	0	\$0.00	\$1.09	\$0.00	\$0.00
ACS	Archon Mnrls	0	\$0	0	\$0.00	\$1.23	\$0.00	\$0.00
ACU	Aurora Solar	0	\$0	0	\$0.00	\$0.04	\$0.00	\$0.00
ADD	Arctic Star	0	\$0	0	\$0.00	\$0.01	\$0.00	\$0.00
ADE	Adex Mng Inc	0	\$0	0	\$0.00	\$0.01	\$0.00	\$0.00
ADG.H	Arcus Dev Gr	0	\$0	0	\$0.00	\$0.02	\$0.00	\$0.00
ADJ.P	AD4 Cap Corp	0	\$0	0	\$0.00	\$0.10	\$0.00	\$0.00
ADK	Diagnos Inc.	0	\$0	0	\$0.00	\$0.33	\$0.00	\$0.00
ADR.H	Arcland Res	0	\$0	0	\$0.00	\$0.00	\$0.00	\$0.00
ADY	Adyton Res C	0	\$0	0	\$0.00	\$0.19	\$0.00	\$0.00
ADYA	ADYA Inc.	0	\$0	0	\$0.00	\$0.05	\$0.00	\$0.00
ADZ	Adamera Mnrl	0	\$0	0	\$0.00	\$0.16	\$0.00	\$0.00
AE	Amern Eagle	58,000	\$30,340	14	\$0.53	\$0.53	\$0.53	\$0.52
AEC	Anfield Egy	253,926	\$32,443	42	\$0.13	\$0.13	\$0.14	\$0.13
AEC.WT	Anfield wt	0	\$0	0	\$0.00	\$0.00	\$0.00	\$0.00
AEL.H	Amseco Expl	0	\$0	0	\$0.00	\$0.02	\$0.00	\$0.00
AEMC	Alaska Egy M	113,256	\$17,921	11	\$0.16	\$0.16	\$0.16	\$0.15
AEP	Atlas Engine	0	\$0	0	\$0.00	\$1.31	\$0.00	\$0.00
AERO	Aero Egy Ltd	174,000	\$12,265	10	\$0.07	\$0.07	\$0.08	\$0.07
AF.P	AF2 Cap Corp	0	\$0	0	\$0.00	\$0.10	\$0.00	\$0.00
AFCC.H	Automotive F	0	\$0	0	\$0.00	\$0.70	\$0.00	\$0.00
AFE	Africa Egy	0	\$0	0	\$0.00	\$0.03	\$0.00	\$0.00
AFM	Alphamin Res	30,300	\$37,870	5	\$1.23	\$1.23	\$1.26	\$1.23
AFR	AFR NuVen Re	0						





Symbol	Stock Name	Volume	Value	Trades	Close	Last Sale	High	Low
EML	Elec Mtls (U	0	\$0	0	\$0.00	\$0.08	\$0.00	\$0.00
EMM	Giyani Mtls	0	\$0	0	\$0.00	\$0.09	\$0.00	\$0.00
EMN	Euro Mangane	11,000	\$550	2	\$0.05	\$0.05	\$0.05	\$0.05
EMNT	EMnnt Gld Co	0	\$0	0	\$0.00	\$0.27	\$0.00	\$0.00
EMO	Emerita Res	500	\$340	1	\$0.68	\$0.68	\$0.68	\$0.68
EMPR	Empress Rylt	0	\$0	0	\$0.00	\$0.40	\$0.00	\$0.00
EMR	Emergent Mtl	0	\$0	0	\$0.00	\$0.08	\$0.00	\$0.00
EMX	EMX Rylty Co	0	\$0	0	\$0.00	\$2.56	\$0.00	\$0.00
ENA	Enablence Te	0	\$0	0	\$0.00	\$0.80	\$0.00	\$0.00
ENDR	Enduro Mtls	0	\$0	0	\$0.00	\$0.22	\$0.00	\$0.00
ENEV	Enelev5 Mtls	0	\$0	0	\$0.00	\$0.01	\$0.00	\$0.00
ENRG	New Egy Mtls	0	\$0	0	\$0.00	\$0.02	\$0.00	\$0.00
ENTG	Entourage He	777,000	\$7,775	6	\$0.01	\$0.01	\$0.02	\$0.01
ENW	EnWave Corp	35,500	\$9,230	3	\$0.26	\$0.26	\$0.26	\$0.26
EOG	Eco (Atlanti	24,500	\$4,138	3	\$0.17	\$0.17	\$0.18	\$0.17
EON	EON Lithium	0	\$0	0	\$0.00	\$0.07	\$0.00	\$0.00
EOX	Euromax Res	0	\$0	0	\$0.00	\$0.02	\$0.00	\$0.00
EP	Empire Mtls	0	\$0	0	\$0.00	\$0.00	\$0.00	\$0.00
EPF	Everyday Peo	0	\$0	0	\$0.00	\$0.39	\$0.00	\$0.00
EPL	Eagle Plains	551	\$55	1	\$0.00	\$0.10	\$0.00	\$0.00
EPO.H	Encanto Pota	0	\$0	0	\$0.00	\$0.05	\$0.00	\$0.00
EQ	EQ Inc.	0	\$0	0	\$0.00	\$1.06	\$0.00	\$0.00
EQTY	Equity Mtls	61,500	\$13,183	10	\$0.21	\$0.21	\$0.22	\$0.21
ERA	Elcora Advan	35,000	\$700	3	\$0.02	\$0.02	\$0.02	\$0.02


Symbol	Stock Name	Volume	Value	Trades	Close	Last Sale	High	Low
GRZ	Gld Res Ltd.	900	\$3,137	3	\$3.54	\$3.54	\$3.54	\$3.45
GSD	Devonian Hea	0	\$0	0	\$0.00	\$0.16	\$0.00	\$0.00
GSH	Glden Share	0	\$0	0	\$0.00	\$0.05	\$0.00	\$0.00
GSHR	Gldshore Res	42,000	\$14,048	6	\$0.34	\$0.34	\$0.34	\$0.33
GSI	Gatekeeper S	20,000	\$12,815	6	\$0.64	\$0.64	\$0.65	\$0.64
GSP	Gensource Po	100	\$10	1	\$0.00	\$0.09	\$0.00	\$0.00
GSPR	GSP Res Corp	5,500	\$588	2	\$0.11	\$0.11	\$0.12	\$0.11
GSS	Gossan Res	0	\$0	0	\$0.00	\$0.02	\$0.00	\$0.00
GSTM	Gldstorm Mtl	0	\$0	0		\$0.16	\$0.00	\$0.00

[Redacted content]

Symbol	Stock Name	Volume	Value	Trades	Close	Last Sale	High	Low
MOG.WT	Mogotes Mt w	0	\$0	0	\$0.00	\$0.02	\$0.00	\$0.00
MON	Montero Mng	0	\$0	0	\$0.00	\$0.30	\$0.00	\$0.00
MONA.P	Monarch W Ve	0	\$0	0	\$0.00	\$0.10	\$0.00	\$0.00







Symbol	Stock Name	Volume	Value	Trades	Close	Last Sale	High	Low
SOI	Sirios Res	28,000	\$1,540	1	\$0.06	\$0.06	\$0.06	\$0.06
SOLI.P	Solid Impact	0	\$0	0	\$0.00	\$0.10	\$0.00	\$0.00
SOLR	Solar Allian	0	\$0	0	\$0.00	\$0.05	\$0.00	\$0.00
SOMA	Soma Gld Cor	500	\$270	1	\$0.54	\$0.54	\$0.54	\$0.54
SOO.P	Spectre Cap	0	\$0	0	\$0.00	\$0.10	\$0.00	\$0.00
SOP.H	SOPerior Fer	0	\$0	0	\$0.00	\$0.01	\$0.00	\$0.00
SOU	Sthn Egy Cor	30,000	\$4,200	2	\$0.14	\$0.14	\$0.14	\$0.14
SPA	Spanish Moun	0	\$0	0	\$0.00	\$0.16	\$0.00	\$0.00
SPC	SPC Nickel C	0	\$0	0	\$0.00	\$0.04	\$0.00	\$0.00
SPD	Svr Predator	0	\$0	0	\$0.00	\$0.09	\$0.00	\$0.00
SPI	Cdn Spirit	0	\$0	0	\$0.00	\$0.04	\$0.00	\$0.00
SPMC	Sth Pac Mtls	0	\$0	0	\$0.00	\$0.53	\$0.00	\$0.00
SPN	Snipp Intera	0	\$0	0	\$0.00	\$0.07	\$0.00	\$0.00
SPOT	EarthLabs In	9,100	\$1,800	3	\$0.19	\$0.19	\$0.20	\$0.19
SPRQ	Sparq Sys In	0	\$0	0	\$0.00	\$0.50	\$0.00	\$0.00
SPSA.P	SP Strategic	0	\$0	0	\$0.00	\$0.10	\$0.00	\$0.00
SPX	Stellar Afri	0	\$0	0	\$0.00	\$0.08	\$0.00	\$0.00
SPZ	SuperBuzz In	0	\$0	0	\$0.00	\$0.09	\$0.00	\$0.00
SQG	Spackman Eqt	0	\$0	0	\$0.00	\$0.03	\$0.00	\$0.00
SR	Strategic Re	0	\$0	0	\$0.00	\$0.50	\$0.00	\$0.00
GRA	Stria Lithiu	0	\$0	0	\$0.00	\$0.11	\$0.00	\$0.00
SRC	Stakeholder	0	\$0	0	\$0.00	\$0.95	\$0.00	\$0.00
SRE	Saville Res	0	\$0	0	\$0.00	\$0.13	\$0.00	\$0.00
SRES	Sun Resident	100,000	\$4,000	1	\$0.04	\$0.04	\$0.04	\$0.04
SRI	Sparton Res	0	\$0	0	\$0.00	\$0.04	\$0.00	\$0.00
SRL	Salazar Res	0	\$0	0	\$0.00	\$0.09	\$0.00	\$0.00
SRQ	SRQ Res Inc.	0	\$0	0	\$0.00	\$0.17	\$0.00	\$0.00
SRR	Source Rock	28,500	\$25,330	7	\$0.88	\$0.88	\$0.90	\$0.88
SSA	Spectra Pro	0	\$0	0	\$0.00	\$0.18	\$0.00	\$0.00
SSE	Svr Spruce	0	\$0	0	\$0.00	\$0.01	\$0.00	\$0.00
SSS.P	Samurai Cap	0	\$0	0	\$0.00	\$0.10	\$0.00	\$0.00
SSSS.P	Shooting Sta	0	\$0	0	\$0.00	\$0.10	\$0.00	\$0.00
SSV	Sthn Svr Exp	31,600	\$9,220	7	\$0.30	\$0.30	\$0.30	\$0.29
SSVR	Summa Svr Co	45,000	\$18,375	3	\$0.41	\$0.41	\$0.41	\$0.41
SSX	Sleeping Gia	0	\$0	0	\$0.00	\$0.15	\$0.00	\$0.00
STA	Sanatana Res	0	\$0	0	\$0.00	\$0.06	\$0.00	\$0.00
STAK.P	BigStack Opp	0	\$0	0	\$0.00	\$0.10	\$0.00	\$0.00
STE	Starr Peak M	0	\$0	0	\$0.00	\$0.37	\$0.00	\$0.00
STH	StelMn Cda L	0	\$0	0	\$0.00	\$0.02	\$0.00	\$0.00
STMP	Stamper Oil	0	\$0	0	\$0.00	\$0.03	\$0.00	\$0.00
STND	Standard Ura	40,000	\$4,200	11	\$0.11	\$0.11	\$0.11	\$0.11
STNG	Stinger Res	2,000	\$130	2	\$0.07	\$0.07	\$0.07	\$0.07
STR.H	Santa Rosa R	0						

Symbol	Stock Name	Volume	Value	Trades	Close	Last Sale	High	Low
TRU	TRU Precious	0	\$0	0	\$0.00	\$0.02	\$0.00	\$0.00
TRV.P	Treviso Cap	0	\$0	0	\$0.00	\$0.10	\$0.00	\$0.00
TSD	Tsodilo Res	0	\$0	0	\$0.00	\$0.15	\$0.00	\$0.00
TSG	TriStar Gld	15,000	\$1,725	1	\$0.12	\$0.12	\$0.12	\$0.12
TSLV	Tier One Svr	88,650	\$10,213	10	\$0.11	\$0.11	\$0.12	\$0.11
TTG	Trans Cda Gl	0	\$0	0	\$0.00	\$0.06	\$0.00	\$0.00
TTGI	Turnium Tech	0	\$0	0	\$0.00	\$0.07	\$0.00	\$0.00
TTI	Thiogenesis	0	\$0	0	\$0.00	\$0.79	\$0.00	\$0.00
TTO.H	Atoro Cap Co	0	\$0	0	\$0.00	\$0.00	\$0.00	\$0.00
TTS	Tintina Mns	15,000	\$1,950	1	\$0.13	\$0.13	\$0.13	\$0.13
TTZ	Total Telcom	0	\$0	0	\$0.00	\$0.25	\$0.00	\$0.00
TUD	Tudor Gld Co	8,300	\$8,392	3	\$1.00	\$1.00	\$1.03	\$1.00
TUF	Honey Badger	0	\$0	0	\$0.00	\$0.09	\$0.00	\$0.00
TUK	Tuktu Res Lt	25,000	\$2,250	1	\$0.09	\$0.09	\$0.09	\$0.09
TUO	Teuton Res	400	\$508	1	\$1.27	\$1.27	\$1.27	\$1.27
TVC.H	Three Valley	0	\$0					

Symbol	Stock Name	Volume	Value	Trades	Close	Last Sale	High	Low
WWT	Water Ways T	0	\$0	0	\$0.00	\$0.01	\$0.00	\$0.00
XBOT	Realbotix Co	29,000	\$4,350	2	\$0.15	\$0.15	\$0.15	\$0.15
XBOT.WT	Realbotix Wt	0	\$0	0	\$0.00	\$0.02	\$0.00	\$0.00
XCAP.P	Exelerate Ca	0	\$0	0	\$0.00	\$0.10	\$0.00	\$0.00
XCYT	Xcyte Digita	0	\$0	0	\$0.00	\$0.18	\$0.00	\$0.00
XGC	Xali Gld Cor	0	\$0	0	\$0.00	\$0.05	\$0.00	\$0.00
XIM	Ximen Mng Co	500	\$60	1			\$0.12	\$0.12