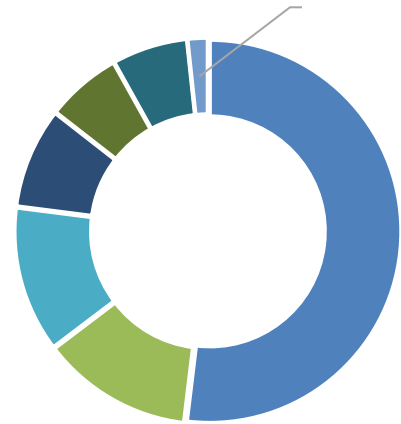

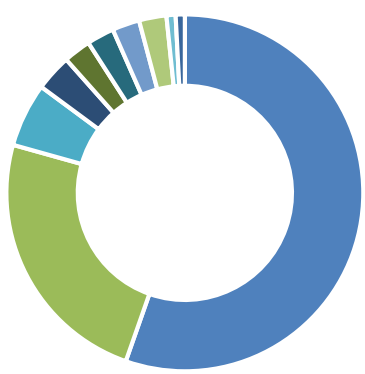


# THE

# 2024



JUNE 2024





What's Listed on TSX and TSX Venture Exchange (As at June 30, 2024)



Sector

TOTAL	1,630	100%	78,359	100%	1,806	100%	4,388,037	100%	3,436	100%	4,466,397	100%
Region												



TOTAL	1,630	100%	78,359	100%	1,806	100%	4,388,037	100%	3,436	100%		
-------	-------	------	--------	------	-------	------	-----------	------	-------	------	--	--





What's Financed on TSX and TSX Venture Exchange by Sector (YTD June 2024)

Sector	2024	2023	2022
	20.4	36.9	57.3
	1.8	376.4	376.4
	12.6	0.7	2.5
	2.3	156.2	168.8
		-	2.3
	11.3	146.3	146.3
	30.9	2,281.0	2,292.3
	74.0	352.7	383.6
		220.3	294.4



What's Happening by Sector (YTD June 2024)

Diversified Industries Sectors

TSXV

TSX

TSXV and TSX

TSXV

TSX

TSXV and TSX





For more information:



The document and the information contained therein are provided "as is" for information purposes only and are not intended to provide investment, financial or other advice, and should not be relied on for any trading, business, financial or other purposes. The information provided is not an invitation to purchase securities listed on Toronto Stock Exchange and/or TSX Venture Exchange. TMX Group Limited and its affiliated companies (collectively, "TMX") do not endorse or recommend any securities referenced in this document. Neither TMX Group Limited, nor any of its affiliated companies or entities, guarantees the completeness of the information

