

THE

MiG

REPORT



DECEMBER 2023

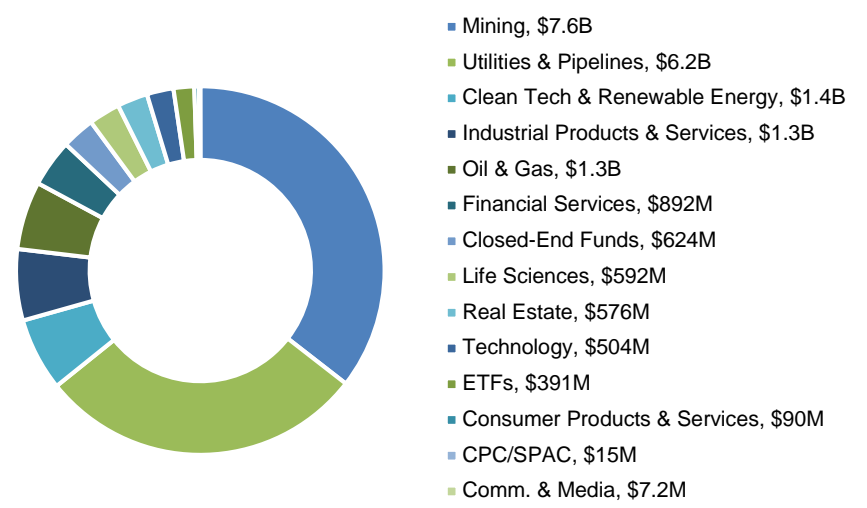
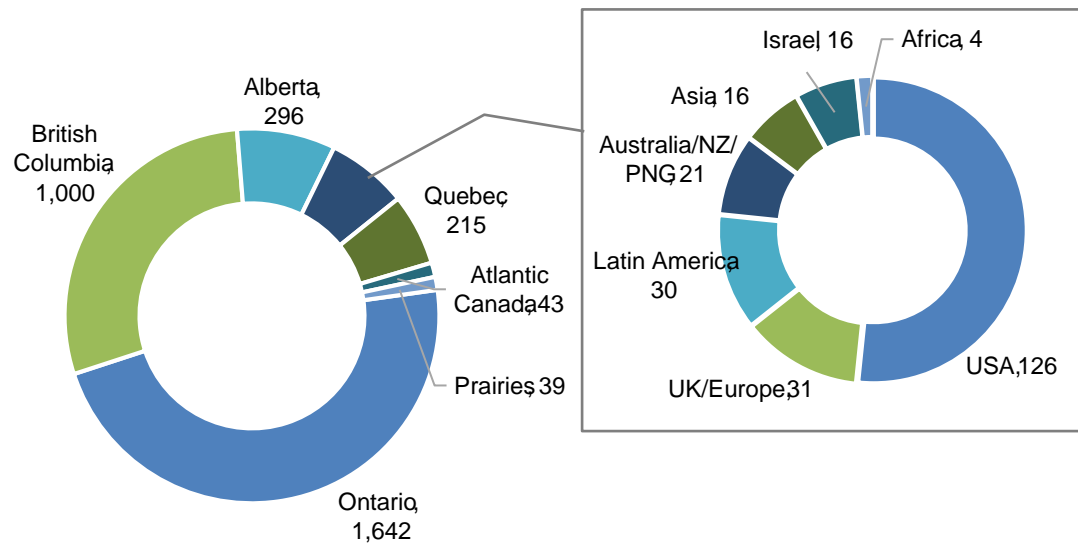
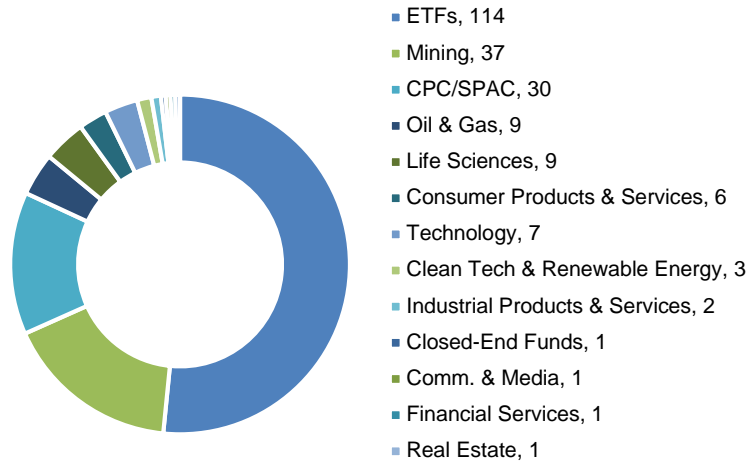
New Listings*(YTD December 2023)

221 new listings on TSX (135) and TSXV (86)
 76 Companies + 14 ETFs + 30 CPCs + 1 Closed Fund

Equity Capital Raised(YTD December 2023)

\$21.5 billion on TSX and TSXV
 \$42.3 million- Average financing size on TSXI

(





What's New on TSX and TSX Venture Exchange (YTD December 2023)

TSXV and TSX									
Sector	Canad:	US	Int'l	Total	Canad:	US	Int'l	Total	
Clean Tech & Renewable Energy	-	2	1	3	6	1	1	8	
Closed-End Funds	1	-	-	1	2	-	-	2	
Comm. & Media	1	-	-	1	-	-	-	-	
Consumer Products & Services	4	2	-	6	6	-	-	6	
CPC/SPAC	29	1	-	30	69	4	-	73	
ETFs	114	-	-	114	82	-	-	82	
Financial Services	1	-	-	1	4	-	1	5	
Industrial Products & Services	1	1	-	2	2	2	-	4	
Life Sciences	4	4	1	9	8	4	2	14	
Mining	35	-	2	37	46	2	4	52	
Oil & Gas	8	1	-	9	4	-	-	4	
Real Estate	-	-	1	1	4	1	-	5	
Technology	5	2	-	7	13	4	2	19	
Utilities & Pipelines	-	-	-	-	-	-	-	-	
Total	203	13	5	221	246	18	10	274	

TSX Venture Exchange

Sector	Canad:	US	Int'l	Total	Canad:	US	Int'l	Total	Canad:	US	Int'l	Total	Canad:	US	Int'l	Total	Canad:	US	Int'l	Total
Clean Tech & Renewable Energy	-	2	1	3	4	1														



What's Happening by Sector (YTD December 2023)

	TSXV	TSX	TSXV and TSX
Clean Technology & Renewable Energy			
Number of Issuers	58	35	93
Market Capitalization (C\$)	1,677,846,028	45,420,794,808	47,098,640,835
New Listings	3	-	3
Equity Capital Raised (C\$)	97,925,448	1,280,356,011	1,378,281,459
Number of Financings	34	14	48
Volume Traded	1,047,244,277	2,357,298,460	3,404,542,737
Value Traded (C\$)			



	TSXV	TSX	TSXV and TSX
Mining			
Number of Issuers	926	193	1,119
Market Capitalization (C\$)	39,701,856,558	477,433,563,750	517,135,420,308
New Listings	26	11	37
Equity Capital Raised (C\$)	3,276,100,780	4,369,089,871	7,645,190,651
Number of Financings	1,048	165	1,213
Volume Traded	20,407,293,258	17,763,379,496	38,170,672,754



What's Happening by Sector (YTD December 2023)

Diversified Industries Sectors

	TSXV	TSX	TSXV and TSX
Consumer Products & Services			
Number of Issuers	44	64	108
Market Capitalization (C\$)	807,538,949	305,365,312,714	306,172,851,663
New Listings	6	-	6
Equity Capital Raised (C\$)	54,060,351	35,832,500	89,892,851
Number of Financings	21	2	23
Volume Traded	343,043,968	3,193,160,460	3,536,204,428
Value Traded (C\$)	151,760,965	134,167,717,919	134,319,478,884
# of Trades	135,417	13,101,850	13,237,267
Communications & Media			
Number of Issuers	8	19	27
Market Capitalization (C\$)	180,496,338	219,067,309,503	219,247,805,840
New Listings	-	1	1
Equity Capital Raised (C\$)			

	TSXV	TSX	TSXV and TSX
Industrial Products & Services			
Number of Issuers	32	111	143
Market Capitalization (C\$)	733,234,333	546,615,643,208	547,348,877,541
New Listings	2	-	2
Equity Capital Raised (C\$)	18,514,120	1,326,528,883	1,345,043,003
Number of Financings	9	9	18
Volume Traded	241,301,748	5,141,849,481	5,383,151,229
Value Traded (C\$)	112,031,476	229,342,410,978	229,454,442,454
# of Trades	67,152	22,459,888	22,527,040
Real Estate			
Number of Issuers	26	60	86
Market Capitalization (C\$)	710,312,970	92,833,452,009	93,543,764,978
New Listings	1	-	1

For more information:



The document and the information contained therein are provided "as is" for information purposes only and are not intended to provide investment, financial or other advice, and should not be relied on for any trading, business, financial or other purposes. The information provided is not an invitation to purchase securities listed on Toronto Stock Exchange and/or TSX Venture Exchange. TMX Group Limited and its affiliated companies (collectively, "TMX") do not endorse or recommend any securities referenced in this document. Neither TMX Group Limited, nor any of its affiliated companies or entities, guarantees the completeness of the information

