


THE
MiG






REPORT

What's Going on Generally (YTD/as at September 30, 2021)

	TSX Venture Exchange	TSXV Last Year	% Change		
--	----------------------	----------------	----------	--	--







What's Financed on TSX and TSX Venture Exchange by Sector (YTD September 2021)

Sector												
Clean Technology & Renewable Energy	21.8	192.3	211.4	425.6	525.1	2,376.8	250.2	3,152.1	546.9	2,569.1	461.7	3,577.7
Closed-End Funds					746.3	1,138.3	-	1,884.6	746.3	1,138.3	-	1,884.6
Comm. & Media	-	11.5	2.5	14.0	170.1	1,300.5	14.71	1,485.3	170.1	1,312.0	17.2	1,499.3
Consumer Products & Services	-	109.7	164.6	274.2	546.3	320.8	854.0	1,721.0	546.3	430.5	1,018.5	1,995.3
CPC/SPAC	45.3	-	5.0	50.3	376.9	-	-	376.9	422.1	-	5.0	427.2
ETFs					565.6	50.0	-	615.6	565.6	50.0	-	615.6
Financial Services	-	187.6	91.9	279.6	100.0	3,350.3	68.9	3,519.1	100.0	3,537.9	160.8	3,798.7
Industrial Products & Services	-	78.0	42.4	120.4	110.0	796.6	532.9	1,439.5	110.0	874.6	575.4	1,559.9
Life Sciences	37.1	416.0	265.2	718.2	1,446.4	882.2	353.4	2,682.0	1,483.4	1,298.2	618.6	3,400.2
Mining	46.0	1,056.4	3,568.8	4,671.2	301.4	2,066.4	866.9	3,234.7	347.4	3,122.8	4,435.7	7,905.9
Oil & Gas	-	292.5	201.2	493.7	-	597.2	13.0	610.3	-	889.7	214.2	1,103.9
Real Estate	32.4	120.7	155.3	308.3	-	2,474.8	627.0	3,101.8	32.4	2,595.5	782.3	3,410.2
Technology	-	607.4	802.0	1,409.4	2,865.1	6,366.9	807.0	10,039.0	2,865.1	6,974.3	1,609.0	11,448.4
Utilities & Pipelines	-	-	-	-								



What's Happening by Sector (YTD September 2021)

Diversified Industries Sectors

	TSXV	TSX	TSXV and TSX
Number of Issuers	42	76	
Market Capitalization (C\$)	2,076,035,969	283,035,317,300	
New Listings	10	10	
Equity Capital Raised (C\$)	274,244,295	1,721,018,911	
Number of Financings	30	13	
Volume Traded	1,528,504,653	3,443,934,322	
Value Traded (C\$)	887,349,021	115,317,725,522	
# of Trades	660,441	14,684,203	
Number of Issuers	11	20	
Market Capitalization (C\$)	1,291,618,923	233,983,938,702	
New Listings	-	1	
Equity Capital Raised (C\$)	14,027,037	1,485,267,075	
Number of Financings	2	3	
Volume Traded	423,150,086	2,461,733,165	
Value Traded (C\$)	191,011,978	101,252,392,188	
# of Trades	103,957	7,365,978	
Number of Issuers	48	72	
Market Capitalization (C\$)	7,602,227,461	1,035,994,900,127	
New Listings	-	3	
Equity Capital Raised (C\$)	279,560,217	3,519,142,484	
Number of Financings	14	21	
Volume Traded	1,498,903,916	8,346,612,909	
Value Traded (C\$)	384,606,444	513,563,339,509	
# of Trades	215,460	25,319,312	

	TSXV	TSX	TSXV and TSX
Number of Issuers	41	117	
Market Capitalization (C\$)	1,515,715,725	466,742,954,007	
New Listings	1	1	
Equity Capital Raised (C\$)	120,425,723	1,439,518,185	
Number of Financings	16	16	
Volume Traded	1,161,479,863	6,184,763,238	
Value Traded (C\$)	1,006,798,798	182,463,791,559	
# of Trades	471,563	20,159,511	
Number of Issuers	31	59	
Market Capitalization (C\$)	3,815,972,836	115,745,335,782	
New Listings	3	2	
Equity Capital Raised (C\$)	308,349,004	3,101,848,445	
Number of Financings	17	21	
Volume Traded	151,723,211	2,114,116,026	
Value Traded (C\$)	319,639,855	43,693,644,414	
# of Trades	91,163	8,780,556	

For more information:

LISTING, ANALYTIC

 @tsx_tsxv

tsx.com/mig

CHERYL MASCARENHAS

Manager, Market Intelligence

T 1 416 947-4774

E cmascarenhas@tsx.com

JULIAN RUSSO

Analyst, Market Intelligence

T 1 416 947-4225

E jrusso@tsx.com

EXECUTIVE, MONITORING
MGT, IPO, INQ, INBO

[SUBSCRIBE](#)



The document and the information contained therein are provided "as is" for information purposes only and are not intended to provide investment, financial or other advice, and should not be relied on for any trading, business, financial or other purposes. The information provided is not an invitation to purchase securities listed on Toronto Stock Exchange and/or TSX Venture Exchange. TMX Group Limited and its affiliated companies (collectively, "TMX") do not endorse or recommend any securities referenced in this document. Neither TMX Group Limited, nor any of its affiliated companies or entities, guarantees the completeness of the information contained in this document and we are not responsible for any errors or omissions in, or your use of, or reliance on, the information.

© 2021 TSX Inc. All rights reserved. Do not sell, reproduce or modify this document without TSX Inc.'s prior written consent. The Future is Yours to See., TMX, the TMX design, TMX Group, Toronto Stock Exchange, TSX, TSX Venture Exchange, TSXV and Voir le futur. Réaliser l'avenir. are trademarks of TSX Inc.