

THE

MIG

REPORT

The MiG Report - February 2021: By The Numbers

New Listings* (YTD February 2021)

67 new listings on TSX (44) and TSXV (23)

34 Companies + 22 ETFs + 8 CPCs + 2 SPACs + 1 Closed-End Fund

Equity Capital Raised (YTD February 2021)

\$13.1 billion on TSX and TSXV

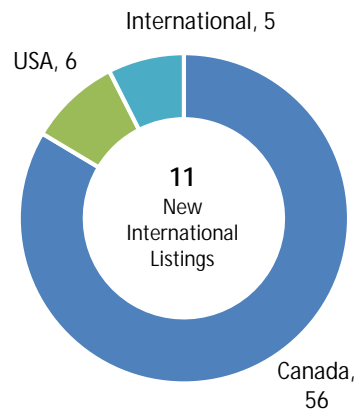
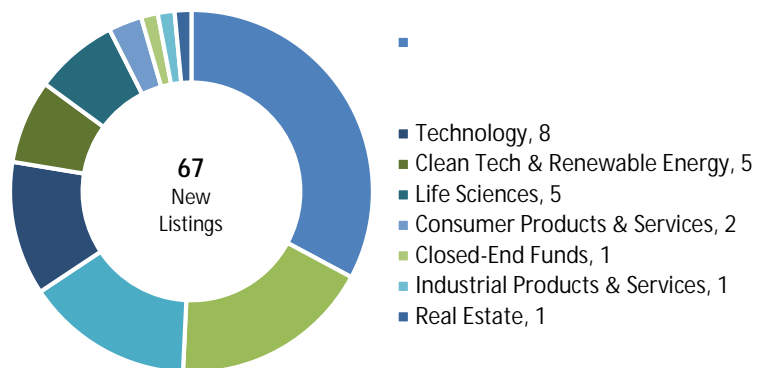
\$89 million - Average financing size on TSX

\$5.5 million - Average financing size on TSXV

New Listings by Sector and Location

YTD February 2021

TSX | TSXV



New International Listings:

TSX

Subversive Acquisition LP, SPAC, New York, NY
HempFusion Wellness Inc., Life Sciences, Sebastopol, CA

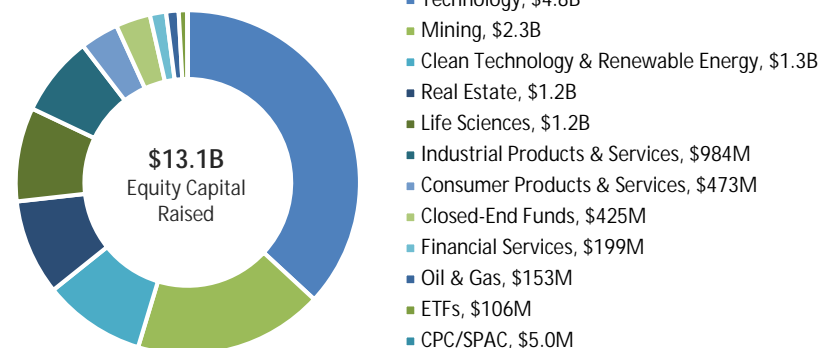
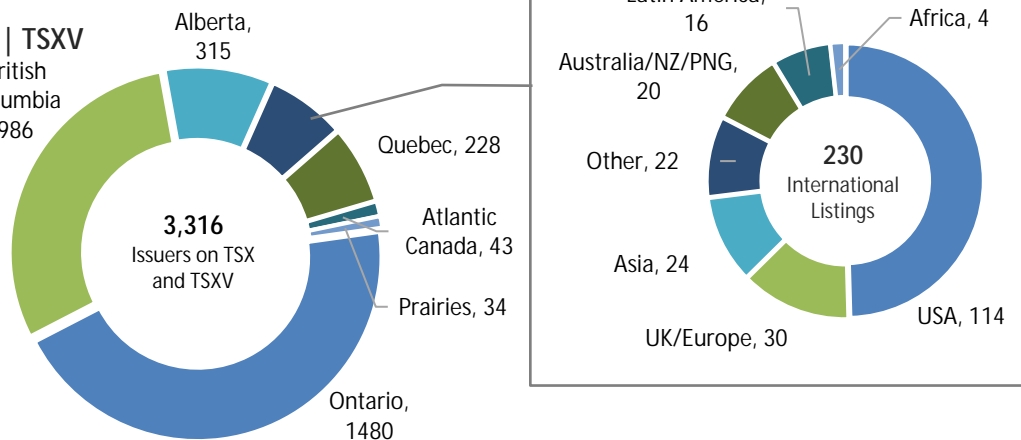
TSXV

PsyBio Therapeutics Corp., Life Sciences, Coconut Creek, FL
Tantalus Systems Holdings Inc., Clean Technology, Raleigh, NC
ProStar Holdings Inc., Technology, Grand Junction, CO
Skylight Health Group Inc., Life Sciences, Fall River, MA
Topicus.com Inc., Technology, Netherlands
Adyton Resources Corporation, Mining, Australia
Battery Mineral Resources Corp., Mining, Australia
Banxa Holdings Inc., Technology, Australia
Compass Venture Inc., CPC, Singapore


Listed Companies by HQ Location

TSX | TSXV

British Columbia
986



*Includes IPOs, CPC/SPAC IPOs, QTs, QAs, RTOs, Graduates and Other.



What's Listed on TSX and TSX Venture Exchange (As at February 28, 2021)

Sector												
Clean Technology & Renewable Energy	48	3%	4,636	5%	35	2%	89,334	3%	83	3%	93,969	3%
Closed-End Funds					84	5%	26,700	1%	84	3%	26,700	1%
Comm. & Media	11	1%	1,019	1%	21	1%	198,447	6%	32	1%	199,465	5%
Consumer Products & Services	39	2%	1,598	2%	71	4%	239,988	7%	110	3%	241,586	7%
CPC/SPAC	132											



What's New on TSX and TSX Venture Exchange (YTD February 2021)

TSXV and TSX								
Sector	Canada	US	Int'l	Total	Canada	US	Int'l	Total
Clean Tech & Renewable Energy	4	1	-	5	-	-	-	-
Closed-End Funds	1	-	-	1	-	-	-	-
Comm. & Media	-	-	-	-	-	-	-	-
Consumer Products & Services	2	-	-	2	1	-	-	1
CPC/SPAC	8	1	1	10	6	-	-	6
ETFs	22	-	-	22	35	-	-	35
Financial Services	-	-	-	-	-	-	1	1

What's Financed on TSX and TSX Venture Exchange by Sector (YTD February 2021)

Sector	<i>IPO</i>	<i>PO</i>	<i>PP</i>	<i>Total</i>	<i>IPO</i>	<i>PO*</i>	<i>PP</i>	<i>Total</i>	<i>IPO</i>	<i>PO</i>	<i>PP</i>	<i>Total</i>
Clean Technology & Renewable Energy	-	72.5	18.9	91.4	200.1	786.0	175.1	1,161.2	200.1	858.4	194.0	1,252.5
Closed-End Funds					229.6	195.1	-	424.7	229.6	195.1	-	424.7
Comm. & Media				-	-	-	-	-	-	-	-	-
Consumer Products & Services	-	23.0	20.7	43.7	55.0	60.0	314.0	429.0	55.0	83.0	334.7	472.7
CPC/SPAC	4.2	-	0.8	5.0	-	-	-	-	4.2	-	0.8	5.0
ETFs					96.6	9.5	-	106.1	96.6	9.5	-	106.1
Financial Services	-	20.1	10.4	30.5	-	100.0	68.1	168.1	-	120.1	78.5	198.6
Industrial Products & Services	-	-	7.0	7.0	110.0	365.4	501.1	976.5	110.0	365.4	508.1	983.5
Life Sciences	-	118.0	46.6	164.6	515.4	458.8	12.5	986.6	515.4	576.8	59.1	1,151.3
Mining	24.0	254.0	969.3	1,247.3	-	895.0	179.6	1,074.6	24.0	1,149.0	1,148.9	2,321.9
Oil & Gas	-	-	21.1	21.1	-	132.3	-	132.3	-	132.3	21.1	153.4
Real Estate	-	9.6	94.0	103.6	-	562.4	505.5	1,067.9	-	572.0	599.5	1,171.5
Technology	-	129.0	152.2	281.2	1,364.6	3,092.3	77.5	4,534.4	1,364.6	3,221.3	229.7	4,815.6
Utilities & Pipelines	-	-	-	-	-	-	-	-	-	-	-	-
TOTAL	28.2	626.2	1,341.0	1,995.3	2,571.2	6,656.7	1,833.5	11,061.3	2,599.4	7,282.8	3,174.4	13,056.7

Top 10 Financings in February 2021

[Redacted]

[Redacted]

[Redacted]

[Redacted]

[Redacted]

For more information:

CHERYL MASCARENHAS

Manager, Market Intelligence

T 1 416 947-4774

E cheryl.mascarenhas@tmx.com

JULIAN RUSSO

Analyst, Market Intelligence

T 1 416 947-4225

E julian.russo@tmx.com

LISTINGS STATISTICS

 @tsx_tsxv

tsx.com/mig

RECEIVE THE MONTHLY
MG REPORT IN YOUR INBOX

SUBSCRIBE



The document and the information contained therein are provided "as is" for information purposes only and are not intended to provide investment, financial or other advice, and should not be relied on for any trading, business, financial or other purposes. The information provided is not an invitation to purchase securities listed on Toronto Stock Exchange and/or TSX Venture Exchange. TMX Group Limited and its affiliated companies (collectively, "TMX") do not endorse or recommend any securities referenced in this document. Neither TMX Group Limited, nor any of its affiliated companies or entities, guarantees the completeness of the information contained in this document and we are not responsible for any errors or omissions in, or your use of, or reliance on, the information.

© 2021 TSX Inc. All rights reserved. Do not sell, reproduce or modify this document without TSX Inc.'s prior written consent. The Future is Yours to See., TMX, the TMX design, TMX Group, Toronto Stock Exchange, TSX, TSX Venture Exchange, TSXV and Voir le futur. Réaliser l'avenir. are trademarks of TSX Inc.



EF