
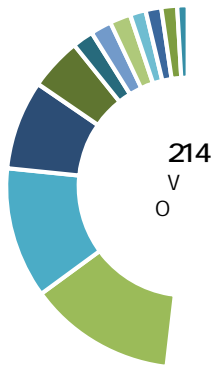


The MiG Report

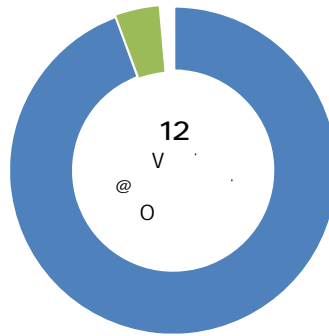
Toronto Stock Exchange and
76 ; Venture Exchange

6(37(0%5





- u7
- U
- #h# ch# #
- u
- O o
- #
- 7
- @
- #
- #
- k
- \ 8



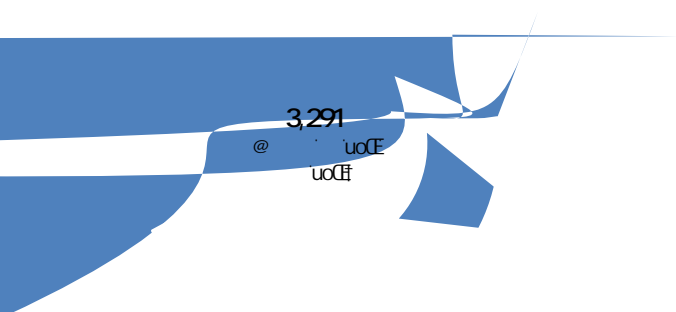
New International Listings

TSXV

- DGTL Holdings Inc.
- Perimeter Medical Imaging AI, Inc.
- ESE Entertainment Inc.
- Global Crossing Airlines Inc.
- The Real Brokerage Inc.
- Queen's Road Capital Investment Ltd.
- Spectra7 Microsystems Inc.
- VOX Royalty Corp.

TSX

- NextPoint Acquisition Corp.
- Galaxy Digital Holdings Ltd.
- Brookfield Renewable Corporation
- Brookfield Infrastructure Corporation



- u
- U
- @
- k
- #
- #
- u7
- O o
- #
- #
- 7
- #h# ch# #
- \ 8
- y



What's New on TSX and TSX Venture Exchange (YTD September 2020)

Sector	YTD September 2020				YTD September 2019			
	Canada	US	Int'l	Total	Canada	US	Int'l	Total
# u k				3				1
# - 7				4				1
# U								
# h o				3				6
#h# ch#				25				49
-u7				111				83
7 o o				4				2
@ h o				4				3
O o				10				20
U				28				18
\ 8				2				4
k				3				3
u				17				22
y h								
Total	202	9	3	214	196	5	11	212

Sector	Going Public Activity				IPOs				OTs				RTOs				Other				
	YTD September 2020				YTD September 2019				YTD September 2020				YTD September 2020				YTD September 2020				
	Canada	US	Int'l	Total	Canada	US	Int'l	Total	Canada	US	Int'l	Total	Canada	US	Int'l	Total	Canada	US	Int'l	Total	
# u k				1				1												1	
# - 7																					
# U																					
# h o				2				4				1								1	
#h#				24				48			24										
-u7																					
7 o o				3								2								1	
@ h o				2				3				1				1					
O o				6				11				2				2				2	
U				23				14			2	8				5				8	
\ 8				1				4												1	
k				2				1			1					1					
u																					
y h				13				19				6				2				5	
Total	69	5	3	77	92	3	10	105	27	27	17	2	2	21	8	2	10	17	1	1	19

Sector	Going Public Activity				IPO				Graduates				OAs				Other			
	YTD September 2020				YTD September 2019				YTD September 2020				YTD September 2020				YTD September 2020			
	Canada	US	Int'l	Total	Canada	US	Int'l	Total	Canada	US	Int'l	Total	Canada	US	Int'l	Total	Canada	US	Int'l	Total
# u k				2								1								1
# - 7				4				1			4									
# U																				
# h o				1				2				1								
ch#				1				1			1									
-u7				111				83			110									1
7 o o				1				2				1								
@ h o				2							1									1
O o				4				9				4								
U				5				4				4								1
\ 8				1								1								
k				1				2				1								
u				4				3			2									
y h																				
Total	133	4	1	137	104	2	1	107	117	1	118	14	1	15			2	2		4

What's Financed on TSX and TSX Venture Exchange by Sector (YTD September 2020)

Sector	Group 1				Group 2				Group 3			
	<i>IPO</i>	<i>PO</i>	<i>PP</i>	<i>Total</i>	<i>IPO</i>	<i>PO*</i>	<i>PP</i>	<i>Total</i>	<i>IPO</i>	<i>PO</i>	<i>PP</i>	<i>Total</i>
# u k	168.8	1,975.7	2,144.5
# - 7	621.5	621.5
# U	2.2	1,811.3	1,813.4
# h o	26.5	1,281.7	1,308.2
#h# dh#	16.7	267.1	283.8
-u7	1,509.0	1,509.0
7 o	45.6	293.7	339.3
@ h o	51.3	4,702.1	4,753.4
O o	

What's Happening by Sector (YTD September 2020)

	TSXV	TSX	TSXV and TSX
Clean Technology & Renewable Energy			
V @			82
U # #			71,255,299,524
V O			3
- # k #			2,144,505,010
V 7			37
† u			2,961,156,800
† u #			30,311,475,194
u			7,623,360
Life Sciences			
V @			151
U # #			35,798,380,657
V O			10
- # k #			1,426,210,484
V 7			100
† u			11,648,227,680
† u #			30,659,987,614
u			11,837,213
Technology			
V @			214
U # #			287,881,820,400
V O			17
- # k #			6,150,484,391
V 7			94
† u			7,033,228,971
† u #			109,664,781,490
u			9,359,971



	TSXV	TSX	TSXV and TSX
Mining			
V @			1,120
U # #			505,087,270,793
V O			20
- # k #			5,454,330,267
V 7			1,212
† u			43,471,785,274
† u #			219,808,560,170
u			53,578,331
Oil and Gas			
V @			153
U # #			100,124,331,184
V O			2
- # k #			281,857,300
V 7			53
† u			16,277,252,153
† u #			119,428,187,563
u			28,014,530
Energy Services*			
V @			52
U # #			15,398,648,607
V O			
- # k #			1,184,000
V 7			2
† u			2,233,848,400
† u #			10,817,021,977
u			4,140,393

What's Happening by Sector (YTD September 2020)

Diversified Industries Sectors

	TSXV	TSX	TSXV and TSX
Consumer Products & Services			
V @			10€
U # #			239,596,882,303
V O			3
- # k #			1,308,181,31€
V 7			24
t u			4,111,713,733
t u #			111,959,223,22€
u			d 16,882,36€

	TSXV	TSX	TSXV and TSX
Communications & Media			
V @			32
U # #			192,117,274,834
V O			
- # k #			
		y	

	TSXV	TSX	TSXV and TSX
Industrial Products & Services			
V @			167
U # #			376,415,530,004
V O			4
- # k #			4,753,413,873
V 7 - s -			27
t u			8,474,665,29€
t u #			148,857,951,65€
u			20,722,654

	TSXV	TSX	TSXV and TSX
Real Estate			
V @			84
U # #			93,235,590,94€
V O			3
P F			



For more information:

TORONTO STOCK EXCHANGE AND TSX VENTURE EXCHANGE

Cheryl Mascarenhas
Specialist, Market Intelligence

T: 416 947-4774
cheryl.mascarenhas@tsx.com

- XOLDQ 5XVVR
\$QDO\ VW 0DUNHW , QWHOOLJHGFH


T:
MXOLDQ UXVVR#WP[FRP

Listings Statistics:

[tsx.com /mig](http://tsx.com/mig)

[@tsx_tsx](https://twitter.com/tsx_tsx)

Receive the
monthly MiG Report
in your inbox



The document and the information contained therein are provided as is for information purposes only and are not intended to provide investment, financial or other advice, and should not be relied on for any trading, business, financial or other purposes. The information provided is not an invitation to purchase securities listed on Toronto Stock Exchange and/or TSX Venture Exchange. TMX Group Limited and its affiliated companies (collectively, TMX) do not endorse or recommend any securities referenced in this document. Neither TMX Group Limited, nor any of its affiliated companies or entities, guarantees the completeness of the information contained in this document and we are not responsible for any errors or omissions in, or your use

MX Group, Toronto Stock Exchange, TSX, TSX Venture Exchange and TSXV are the trademarks of TSX Inc.