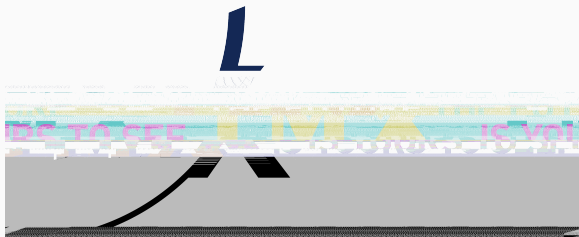


The MiG Report



Toronto Stock Exchange and
Venture Exchange

AUGUST



tZ š-• '}}vP }v ' zdœ œœPµš š ííU îîî•

zd l • š µPµ•š ííU îîî d^y s v š µ œ ^ys g Z vP d}œ}vš} d^y g Z vP d^ys v d^ œ Z œ
Æ Z vP > •š z œ ^š} l Æ Z vP •š z œ Z vP d^y



tZ š-• >]•š }v d^y v d^y s všµŒ Æ îZîv•P ~ • š µPµ•š ĩíU

^ š}Œ

o v d Zv}o}PÇ ~ Z v(Á o vñŒP ĩ9 ĩUōíñ9 ĩíĭ9 òĭUòĭō ĭ9 ôí ĭ9 òñUññĭ9



tZ š-• E Á }v d^y v d^y sP vždu CE Pu •Æ îžîv

d^ys v) d^

^ š}CE	v h^	/vš-o	d}š o h^v	/vš-o	d}š o
o v d Z ~ Z v Á (o	ú CEP	í	ř	í	ř
o}• r v &μv	ř	ř	ř	ř	ř
}uuX ~ D]	r	r	r	r	rr
}v•μu CE WCE} μ š• ~ ^ CEÀ] •	r	í	ř	ř	rò
W l^W	îí	í	řň	r	řó
d&•	õí	r	õř	óí	óí
&]v v] o ^ CEÀ] •		ř	í	r	ř
/v μ•šCE] o WCE} μ š• ~ ř^ CEÀ]	î	rò	ř	r	ř
>](^] v •		r			

tZ š-• &]v v }v d^y v d^y s v šμCE Aμ ZμvP îîîQ•^ š}CE ~zd

	Grey Bar				Teal Bar				Dark Blue Bar			
^ š}CE	IPO	PO	PP	Total	IPO	PO*	PP	Total	IPO	PO	PP	Total
o v d Zv}o}PÇ ~ Z v(Á o rv CEP			ð ô X ò	ñ ô î X ò X í	r		í U î ò X ò X í U ô í X ì		r		í U î ò X ò X í U ô í X ì	
o}• r v &μv					î î î X î		î î ð X ô	í X ò ò ô X ô	î î î X î		î î ð X ô	í X ò ò ô X ô
}uuX ~ D]	r		r	î X î X î	r		í U ô í X î	í U ô í X î	r		í U ô í X î X î	í U ô í X î
}v•μu CE WCE} μ š• ~ ^ CEÀ] •			r r	î ô î X ò ñ	r		í U î ò X ò X ò U î ô í X ô		r			

tZ š-• , %%% v]vP Ç ^ š}œ ~zd µPµ•š îîî•

	d^y	d^y	d^ys y d^
Clean Technology & Renewable Energy			
Εµυ ΕΕ)(/••µ ΕΕ•		ñî	81
D ΕΕI š %][š o]İ š]]v ~ ••		ïUôîó UÜôôUüôôUôô	65,519,830,36€
E Á >]•š]vP•		r	12
⟨µ]šÇ %][š o Z]• ~ ••		íioUîoUüôôUüôôUüôô	201,065,42€
Εµυ ΕΕ)(&]v v]vP		îð	30
s}οµυ dΕΕ		ïUîôñUñôôUÜôôUüôô	2,605,242,36€
s οµ dΕΕ ~ ••		ïUîôUîôôUüôôUüôô	25,997,214,36€
•})(dΕΕ •		ññîUîîô	6,708,88€
Life Sciences			
Εµυ ΕΕ)(/••µ ΕΕ•		ôñ	150
D ΕΕI š %][š o]İ š]]v ~ ••		ïUôîîôUÜôôUüôôUüôô	63,736,005,741€
E Á >]•š]vP•		ñ	8
⟨µ]šÇ %][š o Z]• ~ ••		îîôUñîîUÜôôUüôô	1,399,377,57€
Εµυ ΕΕ)(&]v v]vP		òí	100
s}οµυ dΕΕ		ðUôîôUñîñüôôUüôô	10,652,329,82€
s οµ dΕΕ ~ ••		ïUðôñUôîôUüôôUüôô	28,285,919,19€
•})(dΕΕ •		òîôUîôî	10,787,06€
Technology			
Εµυ ΕΕ)(/••µ ΕΕ•		íôí	211
D ΕΕI š %][š o]İ š]]v ~ ••		òUôôòUîîüUüôôUüôô	289,964,176,95€
E Á >]•š]vP•		îî	12
⟨µ]šÇ %][š o Z]• ~ ••		íôíUñîîUüôôUüôô	2,929,666,80€
Εµυ ΕΕ)(&]v v]vP		óí	84
s}οµυ dΕΕ		ðUîôíUôîîUüôôUüôô	6,215,893,114€
s οµ dΕΕ ~ ••		ïUôîîUîîüUüôôUüôô	94,768,763,26€
•})(dΕΕ •		òñóUîôô	8,094,123€

	d^y	d^y
Capital Pool Companies (CPCs)		
Εµυ ΕΕ)(/••µ ΕΕ•		íðó
D ΕΕI š %][š o]İ š]]v ~ ••		ííîUîôñUôîô
E Á >]•š]vP•		îî
Special Purpose Acquisition Companies (SPACs)		
Εµυ ΕΕ)(/••µ ΕΕ•		î
D ΕΕI š %][š o]İ š]]v ~ ••		ññôUôôüUîî
E Á >]•š]vP•		í
Exchange Traded Products (ETFs)		
Εµυ ΕΕ)(/••µ ΕΕ•		óóí
D ΕΕI š %][š o]İ š]]v ~ ••		îíîUîîôUñîîUôîô
E Á >]•š]vP•		òí
Closed End Funds (CEFs)		
Εµυ ΕΕ)(/••µ ΕΕ•		ðð
D ΕΕI š %][š o]İ š]]v ~ ••		îîUôîôUôôòUñóò
E Á >]•š]vP•		ð

	d^y	d^y	d^ys y d^
Mining			
Εµυ ΕΕ)(/••µ ΕΕ•		ôîó	1,125
D ΕΕI š %][š o]İ š]]v ~ ••		îñÜôôUüôôUüôôUüôô	523,102,257,437€
E Á >]•š]vP•		îî	27
⟨µ]šÇ %][š o Z]• ~ ••		ïUñîñUüôôUüôô	64,643,771,25€
Εµυ ΕΕ)(&]v v]vP		ðð	1,064
s}οµυ dΕΕ		íôUîîôUñîôUüôôUüôô	38,334,657,52€
s οµ dΕΕ ~ ••		óUîîñUñôôUüôôUüôô	59,263,621,22€
•})(dΕΕ •		ïUôôñUîóô	147,045,724€
Oil and Gas			
Εµυ ΕΕ)(/••µ ΕΕ•		ôñ	85€
D ΕΕI š %][š o]İ š]]v ~ ••		ïUôîîôUüôôUüôôUüôô	2,358,922,86€
E Á >]•š]vP•		í	2
⟨µ]šÇ %][š o Z]• ~ ••		îîôUîóôUüôôUüôô	279,755,13€
Εµυ ΕΕ)(&]v v]vP		ðñ	29
s}οµυ dΕΕ		ïUñîôUôôîñUüôôUüôô	14,876,186,78€
s οµ dΕΕ ~ ••		îîñUîóôUüôôUüôô	10,187,448,99€
•})(dΕΕ •		îñUîîô	25,616,65€
Energy Services*			
Εµυ ΕΕ)(/••µ ΕΕ•		íó	52
D ΕΕI š %][š o]İ š]]v ~ ••		íôíUüôôUüôôUüôô	16,418,107,997€
E Á >]•š]vP•		r	r
⟨µ]šÇ %][š o Z]• ~ ••		r	r
Εµυ ΕΕ)(&]v v]vP		r	r
s}οµυ dΕΕ		ííîUîîôUîóôUüôôUüôô	2,054,176,07€
s οµ dΕΕ ~ ••		îîUîîîUîóôUüôôUüôô	9,244,350,30€
•})(dΕΕ •		íîUôîñ	1,010,783,361€
Utilities & Pipelines			
Εµυ ΕΕ)(/••µ ΕΕ•		î	26
D ΕΕI š %][š o]İ š]]v ~ ••		íîôîUüôôUüôôUüôô	26,025,535,754€
E Á >]•š]vP•		r	r
⟨µ]šÇ %][š o Z]• ~ ••		r	r
Εµυ ΕΕ)(&]v v]vP		r	r
s}οµυ dΕΕ		ñUîîóUôôîîUôîôUüôô	3,989,596,913€
s οµ dΕΕ ~ ••		íðôUôôüUîî	4,467,006,094€
•})(dΕΕ •		ïUñîð	14,605,267€

For more information:

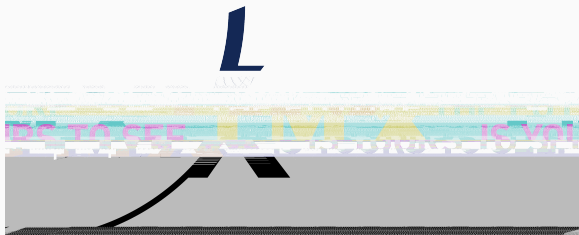
TORONTO STOCK EXCHANGE AND

Listings Statistics:

tsx.com/mig

 [@tsx_tsxv](https://twitter.com/tsx_tsxv)

**Receive the
monthly MiG Report
in your inbox**



TMX design, T

The document and the information contained therein are provided "as is" for information purposes only and are not intended to provide investment, financial or other advice, and should not be relied on for any trading, business, financial or other purposes. The information provided is not an invitation to purchase securities listed on Toronto Stock Exchange and/or TSX Venture Exchange. TMX Group Limited and its affiliated companies (collectively, "TMX") do not endorse or recommend any securities referenced in this document. Neither TMX Group Limited, nor any of its affiliated companies or entities, guarantees the completeness of the information contained in this document and we are not responsible for any errors or omissions in, or your use

TMX Group, Toronto Stock Exchange, TSX, TSX Venture Exchange and TSXV are the trademarks of TSX Inc.