
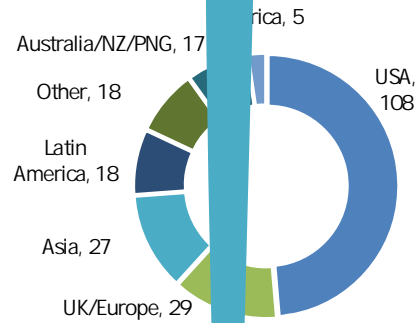

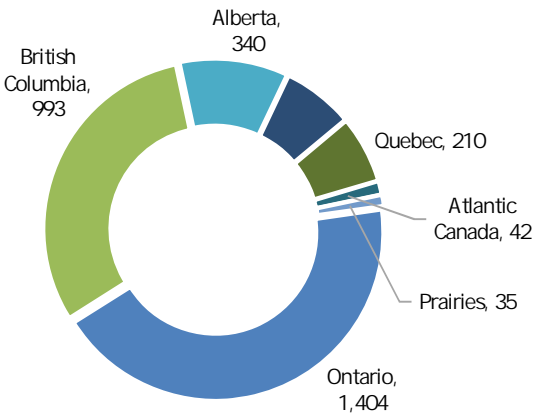


The MiG Report

TSX


OCTOBER





- Real Estate, \$6.6B
- Life Sciences, \$4.0B
- Mining, \$3.9B
- Financial Services, \$3.1B
- Technology, \$2.1B
- Industrial Products & Services, \$2.1B
- Clean Technology & Renewable Energy, \$1.3B
- Consumer Products & Services, \$1.2B
- Closed End Funds, \$535M
- CPC/SPAC, \$491M
- ETFs, \$323M
- Utilities & Pipelines, \$300M
- Oil & Gas, \$285M
- Comm. & Media, \$40M









o

Clean Technology & Renewable Energy	51	3%	1,496	4%	30	2%	47,488	2%	81	2%	48,984	2%
Closed End Funds					89	6%	19,051	1%	89	3%	19,051	1%
Comm. & Media	12	1%	948	2%	23	1%	195,381	6%	35	1%	196,329	6%
Consumer Products & Services	40	2		2%	2		2%					
				%								

4 A A A A A A A A 2 1



o	#	yo	@	u	#	yo	@	u
Clean Tech & Renewable Energy	1			3		1
Closed End Funds	1			4		
Comm. & Media				1		



	<i>IPO</i>	<i>PO</i>	<i>PP</i>	<i>Total</i>	<i>IPO</i>	<i>PO*</i>	<i>PP</i>	<i>Total</i>	<i>IPO</i>	<i>PO</i>	<i>PP</i>	<i>Total</i>
Clean Technology & Renewable Energy		18.7	96.7		1,164.6	27.7		1,183.3	124.4
Closed End Funds				60.0	474.9		60.0	474.9	
Comm. & Media		2.3	19.1		8.9	10.02		11.2	29.1
Consumer Products & Services		20.4	134.3		624.9	464.1		645.3	598.4
CPC/SPAC	22.8		1.8	465.9			488.7		1.8
ETFs				303.4	19.9		303.4	19.9	
Financial Services		96.8	72.6	100.0	2,833.9	42.0	100.0	2,930.8	114.6
Industrial Products & Services			

	uoE	uoE	uoE	uoE
<i>Clean Technology & Renewable Energy</i>				
Number of Issuers	51	30		81
QMV (C\$)	1,495,772,448	47,488,289,712		

	uoE	uoE	uoE	uoE
<i>Mining</i>				
Number of Issuers	924	213		1,137



† = o u) \
) @ o

	uoCf	uoCE	uoCf	uoC
Consumer Products & Services				
Number of Issuers	40	70		11C
QMV (C\$)	758,842,377	248,337,689,792		249,096,532,166
New Listings	5	2		7
Equity Capital Raised (C\$)	154,670,902	1,088,995,526		1,243,666,426
Number of Financings	22	7		29
Volume Traded	1,350,824,126	2,428,977,991		3,779,802,117
Value Traded (C\$)	520,076,022	103,580,346,476		104,100,422,496
# of Trades	288,094	13,209,887		13,497,981
Communications & Media				
Number of Issuers	12	23		35
QMV (C\$)	948,079,774	195,380,583,936		196,328,663,710
New Listings				
Equity Capital Raised (C\$)	21,358,036	18,879,255		40,237,291
Number of Financings	7	3		10
Volume Traded	248,944,416	1,680,052,400		1,928,996,816
Value Traded (C\$)	68,786,013	72,360,963,373		72,429,749,386
# of Trades	34,382	7,239,804		7,274,186
Financial Services				
Number of Issuers	57	73		130
QMV (C\$)	5,761,525,922	883,546,498,324		889,308,024,246
New Listings	2	2		4
Equity Capital Raised (C\$)	169,483,635	2,975,920,159		3,145,403,794
Number of Financings	19	23		42
Volume Traded	938,621,297	6,491,839,026		7,430,460,323
Value Traded (C\$)	822,088,907	354,175,027,017		354,997,115,924
# of Trades	371,674	23,867,777		24,239,451

	uoCf	uoCE	uoCf	uoC
Industrial Products & Services				
Number of Issuers	49	126		175
QMV (C\$)	1,437,083,078	342,029,235,350		343,466,318,426
New Listings	3			3
Equity Capital Raised (C\$)	139,136,530	1,967,855,663		2,106,992,193
Number of Financings	38	12		50
Volume Traded	503,168,577	6,680,680,482		7,183,849,056
Value Traded (C\$)	290,023,587	145,579,643,109		145,869,666,696
# of Trades	119,449	20,949,339		21,068,786
Real Estate				
Number of Issuers	30	59		89
QMV (C\$)	2,457,184,271	117,322,904,845		119,780,089,116
New Listings	1	2		3
Equity Capital Raised (C\$)	257,609,460	6,364,113,317		6,621,722,771
Number of Financings	8	38		46
Volume Traded	159,962,814	2,166,139,804		2,326,102,616
Value Traded (C\$)	395,848,874	43,598,251,848		43,994,100,726
# of Trades	93,226	8,614,461		8,707,687

Note: Beginning July 2018, the calculation of Market Capitalization/Quoted Market Value for securities listed on TSX Venture Exchange includes escrow shares

For more information:

TORONTO STOCK EXCHANGE AND

VENTURE EXCHANGE

Cheryl Mascarenhas

: 416 947-4774

Joe Alilain

Analyst, Market Intelligence

: 416 947-4272
joe.alilain@tmx.com

Listings Statistics:

tsx.com/mig

 @tsx_tsxv

Receive the
monthly MiG Report
in your inbox

