





The information provided by TSX Inc. and its affiliated companies or entities, guarantee we are not responsible for any errors or omissions.

©2017 TSX Inc. All rights reserved. Do not sell

## What's Going on Generally (YTD/as at March 31, 2017)


YTD/as at March 31, 2017	TSX Venture Exchange	TSXV Last Year	% Change	Toronto Stock Exchange	TSX Last Year	% Change	TSXV and TSX	TSXV and TSX Last Year	% Change
20%									

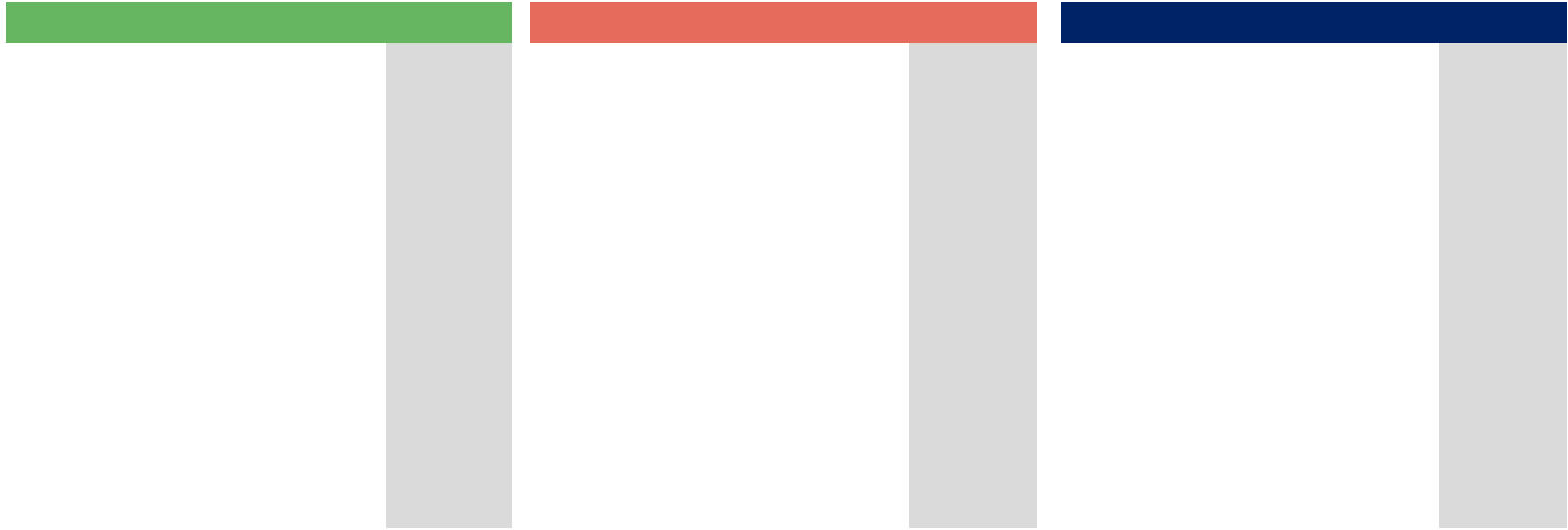


## What's Listed on TSX and TSX Venture Exchange (As at March 31, 2017)

Sector	Green		Red		Blue	
Clean Technology & Renewable Energy	62	4%	1,228	3%	38	3%
Closed-End Funds					160	11%
					37,979	1%
					100	3%
					39,207	1%







## What's Happening by Sector (YTD March 31, 2017)

	TSX Venture	TSX	TSXV and TSX
<b>Clean Technology &amp; Renewable Energy</b>			
Number of Issuers	62	38	100
QMV (C\$)	1,227,746,581	37,979,247,706	39,206,994,287
New Listings	-	-	-
Equity Capital Raised (C\$)	6,290,953	261,500,000	267,790,953
Number of Financings	12	2	14
Volume Traded	420,717,302	353,433,612	774,150,914
Value Traded (C\$)	139,933,068	3,739,427,957	3,879,361,025
# of Trades	61,439	874,474	935,913
<b>Life Sciences</b>			
Number of Issuers	88	43	131
QMV (C\$)	3,617,769,686	16,950,641,708	20,568,411,394
New Listings	4	1	5
Equity Capital Raised (C\$)	236,599,892	281,175,323	517,775,215
Number of Financings	26	8	34
Volume Traded	1,548,272,694	720,858,746	2,269,131,440
Value Traded (C\$)	1,708,357,439	4,750,212,596	6,458,570,034
# of Trades	585,682	1,391,246	1,976,928
<b>Technology</b>			
Number of Issuers	129	59	188
QMV (C\$)	3,291,821,668	89,466,329,327	92,758,150,996
New Listings	1	1	2
Equity Capital Raised (C\$)	37,125,575	22,842,070	59,967,645
Number of Financings	20	3	23
Volume Traded	1,459,973,624	592,775,250	2,052,748,874
Value Traded (C\$)	680,414,681	12,125,160,368	12,805,575,049
# of Trades	264,319	1,601,680	1,865,999

	TSX Venture	TSX
<b>Capital Pool Companies (GPCs)</b>		
Number of Issuers	33	
QMV (C\$)	12,639,675	
New Listings	7	
<b>Special Purpose Acquisition Companies (SPACs)</b>		
Number of Issuers		3
QMV (C\$)		445,357,500
New Listings		-

	TSX Venture	TSX	TSXV and TSX
<b>Mining</b>			
Number of Issuers	979	231	1,210
QMV (C\$)	20,329,212,580	281,603,808,912	301,933,021,492
New Listings	15	3	18
Equity Capital Raised (C\$)	1,020,121,984	1,300,855,430	2,320,977,414
Number of Financings	343	51	394
Volume Traded	8,396,528,512	9,522,996,026	17,919,524,538
Value Traded (C\$)	2,186,286,902	65,499,735,822	67,686,022,724
# of Trades	1,128,113	16,541,801	17,669,913
<b>Oil and Gas</b>			
Number of Issuers	146	81	227
QMV (C\$)	4,018,797,140	288,960,055,824	292,978,852,964
New Listings	2	-	2
Equity Capital Raised (C\$)	254,722,590	1,154,617,383	1,409,339,973
Number of Financings	32	12	44
Volume Traded	1,060,410,617	3,714,609,053	4,775,019,670
Value Traded (C\$)	331,220,416	48,221,353,601	48,552,574,016
# of Trades	104,076	9,293,319	9,397,394
<b>Energy Services</b>			
Number of Issuers	26	43	69
QMV (C\$)	878,352,890	33,776,732,644	34,655,085,534
New Listings	-	-	-
Equity Capital Raised (C\$)	94,181,666	2,663,979,999	2,758,161,665
Number of Financings	6	10	16
Volume Traded	166,934,717	715,436,501	882,371,218
Value Traded (C\$)	61,054,865	6,532,437,998	6,593,492,863
# of Trades	34,030	1,882,881	1,916,911

	TSX
<b>Exchange-Traded Products (ETFs)</b>	
Number of Issuers	465
QMV (C\$)	121,584,933,175
New Listings	23
<b>Closed-End Funds (CEFs)</b>	
Number of Issuers	160
QMV (C\$)	21,259,651,713
New Listings	1

## What's Happening by Sector (YTD March 31, 2017)

### Diversified Industries Sectors

	TSX Venture	TSX	TSXV and TSX
<b><i>Consumer &amp; Industrial Products and Services</i></b>			
Number of Issuers	103	193	<b>296</b>
QMV (C\$)	2,517,377,075	575,984,071,251	<b>578,501,448,326</b>
New Listings	2	2	<b>4</b>
Equity Capital Raised (C\$)	151,596,164	4,337,411,997	<b>4,489,008,161</b>
Number of Financings	20	18	<b>38</b>
Volume Traded	610,558,659	2,656,201,287	<b>3,266,759,946</b>

	TSX Venture	TSX	TSXV and TSX
<b><i>Forest Products &amp; Paper</i></b>			
Number of Issuers	1	16	<b>17</b>
QMV (C\$)	3,198,251	24,212,947,089	<b>24,216,145,340</b>
New Listings	-	-	<b>-</b>
Equity Capital Raised (C\$)	-	15,402,500	<b>15,402,500</b>
Number of Financings	-	2	<b>2</b>
Volume Traded	326,500	162,307,105	<b>162,633,605</b>