



The MiG Report February 2015



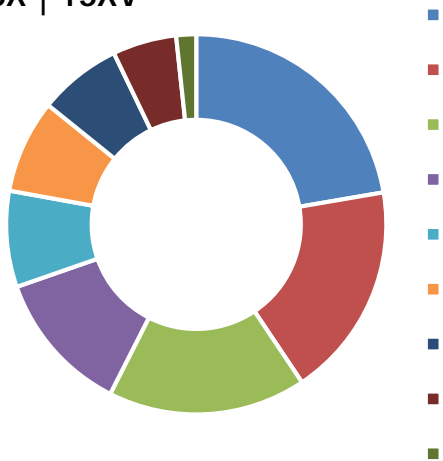
Going Public* Count: 33 (TSXV:14 TSX:19)

13 Companies + 3 CPCs + 13 ETFs + 4 Closed-End Funds

2 New International Listings

TSXV:

**Equity Capital Raised by Sector
YTD February 2015**
TSX | TSXV


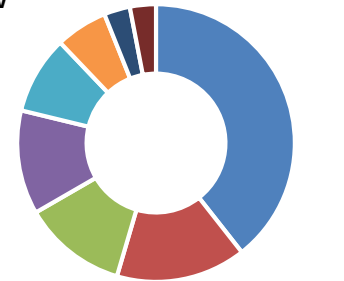


BY THE NUMBERS

\$6.9 billion


\$2.2 million
\$71.9 million

New Listings by Sector, YTD February 2015
TSX | TSXV



What's Going on Generally YTD/as at February 28, 2015

YTD/as at February 28, 2015	TSX Venture Exchange	TSXV Last Year	% Change	Toronto Stock Exchange	TSX Last Year	% Change	TSXV and TSX	TSXV and TSX Last Year	% Change
-----------------------------	----------------------	----------------	----------	------------------------	---------------	----------	--------------	------------------------	----------



What's New on TSX and TSX Venture Exchange YTD February 28, 2015

TSXV and TSX									
Sector	Canada	US	Int'l	Total	Canada	US	Int'l	Total	
				-				-	
				4				1	
				-				-	
				3				2	
				1				1	
				13				18	
				1				1	
				-				-	
				4				2	
				5				9	
				-				3	
				-				2	
				2				2	
				-				-	
Total	31	2	-	33					

What's Financed on TSX and TSX Venture Exchange by Sector (YTD February 28, 2015)

Sector	Green Bar				Red Bar				Blue Bar			
	IPO	PO	PP	Total	IPO	PO*	PP	Total	IPO	PO	PP	Total
				4.9				542.0				546.8
				5.8				282.1				282.1
				0.9				-				5.8
				10.2				1,078.1				1,088.3
				12.1				92.1				92.1
				-				1,247.2				1,259.3
				22.1				66.3				66.3
				155.5				94.5				116.6
								1,378.9				1,534.4

What's Happening by Sector (YTD February 28, 2015)

Mining			Clean Technology & Renewable Energy	
	1,471			120
	262,449,748,882			28,658,194,966
	5			-
	1,534,384,881			546,824,337
	205			16

